

Features

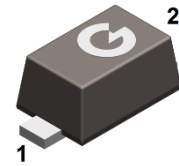
- ESD / transient protection of high speed data lines
 - IEC 61000-4-2 (ESD): ± 30 kV (air), ± 30 kV (contact)
- Working voltage: $V_{RWM} = 15V$
- Low leakage current
- Low clamping voltage
- RoHS compliant with Halogen-free

HF



Applications

- Single line TVS diode
- Computers and peripherals
- Communication systems
- Audio and video equipment



Mechanical Data

- Case: SOD-523
- Molding Compound: UL Flammability Classification Rating 94V-0
- Terminals: Matte tin-plated leads; solderability-per MIL-STD-202, Method 208

SOD-523

Ordering Information

Part Number	Package	Shipping Quantity	Marking Code
GESD15VB5	SOD-523	3000 pcs / Tape & Reel	N1

Maximum Ratings (@ $T_A = 25^\circ C$ unless otherwise specified)

Parameter	Symbol	Value	Unit
IEC 61000-4-2; ESD (Air)	V_{ESD-A}	± 30	kV
IEC 61000-4-2; ESD (Contact)	V_{ESD-C}	± 30	kV
Peak Pulse Power ($t_p = 8/20\mu s$)	P_{PP}	160	W
Peak Pulse Current ($t_p = 8/20\mu s$)	I_{PP}	5	A

Thermal Characteristics

Parameter	Symbol	Value	Unit
Junction Temperature	T_J	$-55 \sim +150$	$^\circ C$
Storage Temperature Range	T_{STG}	$-55 \sim +150$	$^\circ C$

Electrical Characteristics (@ $T_A = 25^\circ\text{C}$ unless otherwise specified)

Parameter	Symbol	Test Condition	Min.	Typ.	Max.	Unit
Reverse Stand-off Voltage	V_{RWM}		-	-	15	V
Reverse Breakdown Voltage	$V_{(BR)}$	$I_T = 1\text{mA}$	16.7	-	-	V
Reverse Leakage Current	I_R	$V_{RWM} = 15\text{V}$	-	-	100	nA
Clamping Voltage	V_C	$I_{PP} = 1\text{A}, t_p = 8/20\mu\text{s}$	-	-	23	V
		$I_{PP} = 5\text{A}, t_p = 8/20\mu\text{s}$	-	-	32	V
Junction Capacitance	C_J	$V_R = 0\text{V}, f = 1\text{MHz}$	-	18	35	pF

Ratings and Characteristic Curves (@ $T_A = 25^\circ\text{C}$ unless otherwise specified)

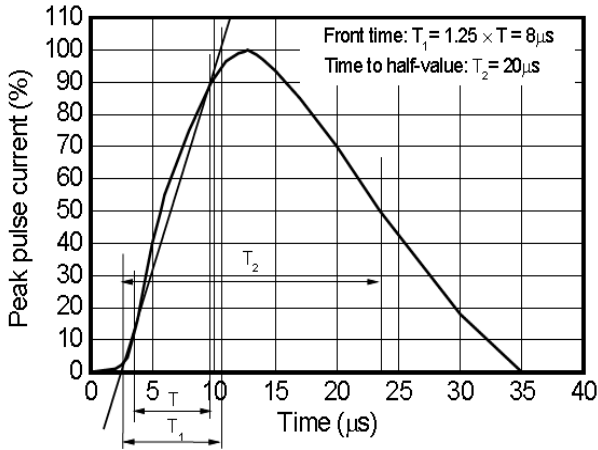


Fig 1 8/20 μs waveform per IEC61000-4-5

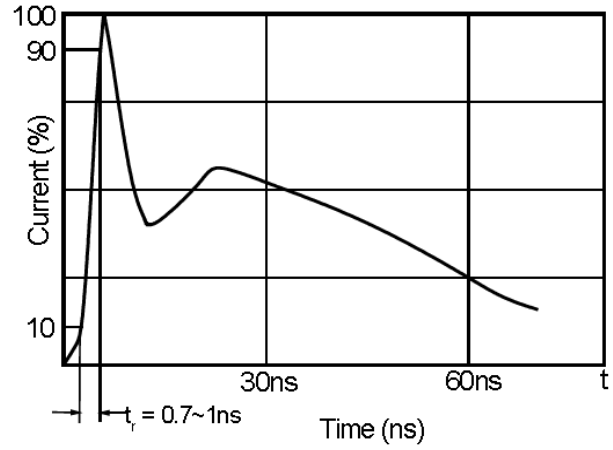


Fig 2 ESD pulse waveform according to IEC61000-4-2

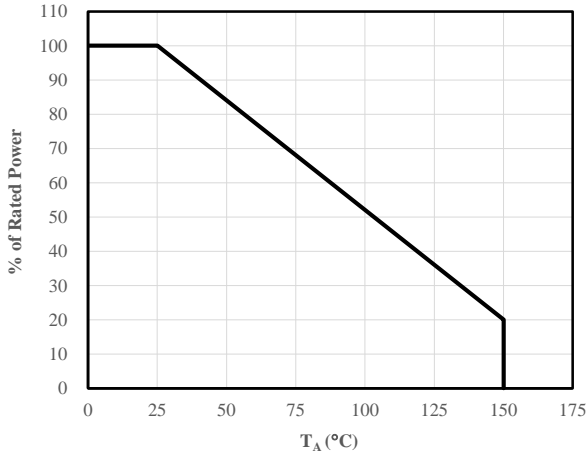


Fig 3 Power Derating Curve

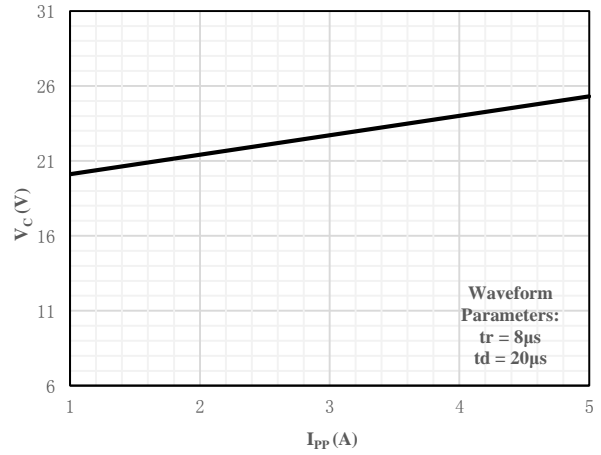
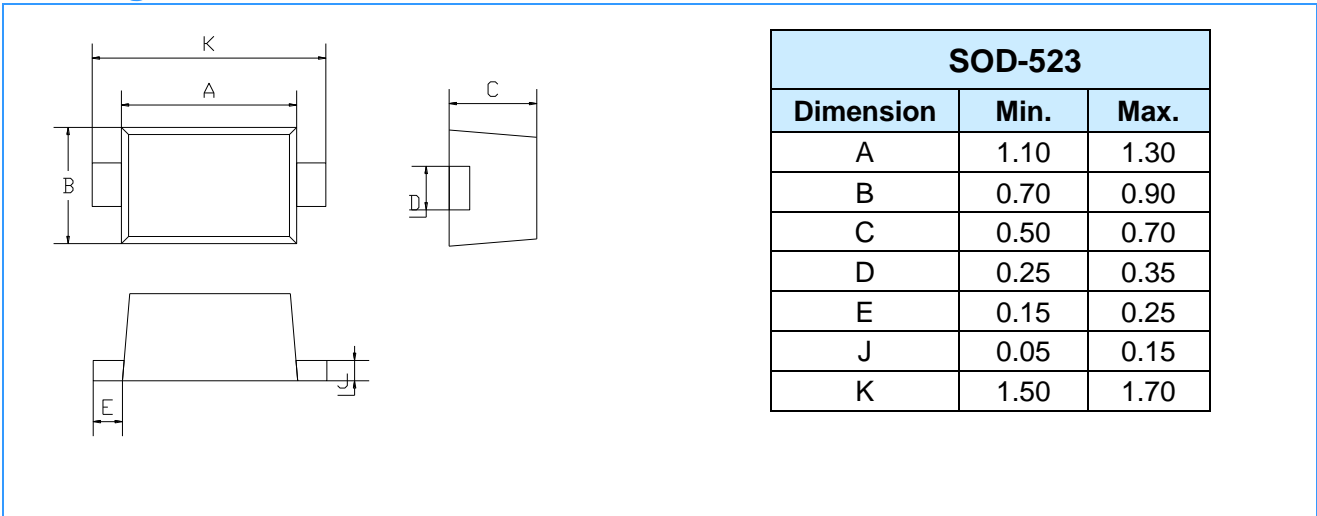


Fig 4 Clamping Voltage vs. Peak Pulse Current

Package Outline Dimensions (Unit: mm)



Package Outline Dimensions (Unit: mm)

